



# Corporate Parenting

14<sup>th</sup> January 2008

**CLA & CPR Activity and Performance Report**

**To end of November 2007**

## CONTENTS

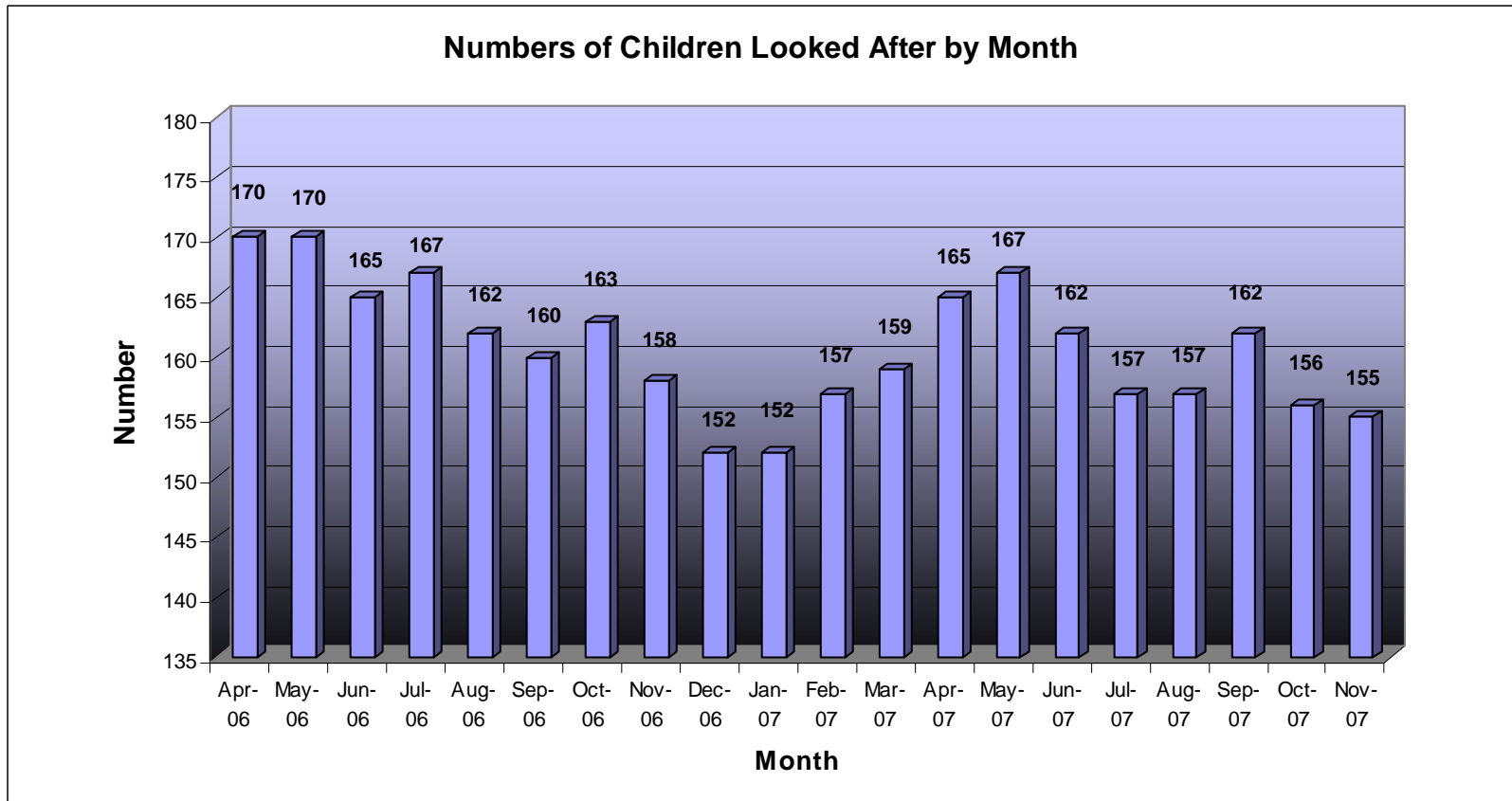
1) Safety of Vulnerable Children (CLA).....	3
2) CLA Age and Gender Breakdown .....	4
3) CLA by Ethnicity.....	5
4) CLA BY Placement Type.....	6
5) CLA other Data.....	7
6) Breakdown of Category of Need .....	8
7) Safety of vulnerable children (CPR).....	9
8) CPR by Age and Gender .....	10
9) CPR by Ethnicity .....	11
10) CPR Nature of Abuse .....	12
11) Duration of Children on the Protection Register .....	13
12) Overview of Key Performance Indicators as at 31 <sup>st</sup> March 2007.....	14

# 1) Safety of Vulnerable Children (Children Looked After)

There were **155** children looked after in Harrow on 30<sup>th</sup> November 2007.

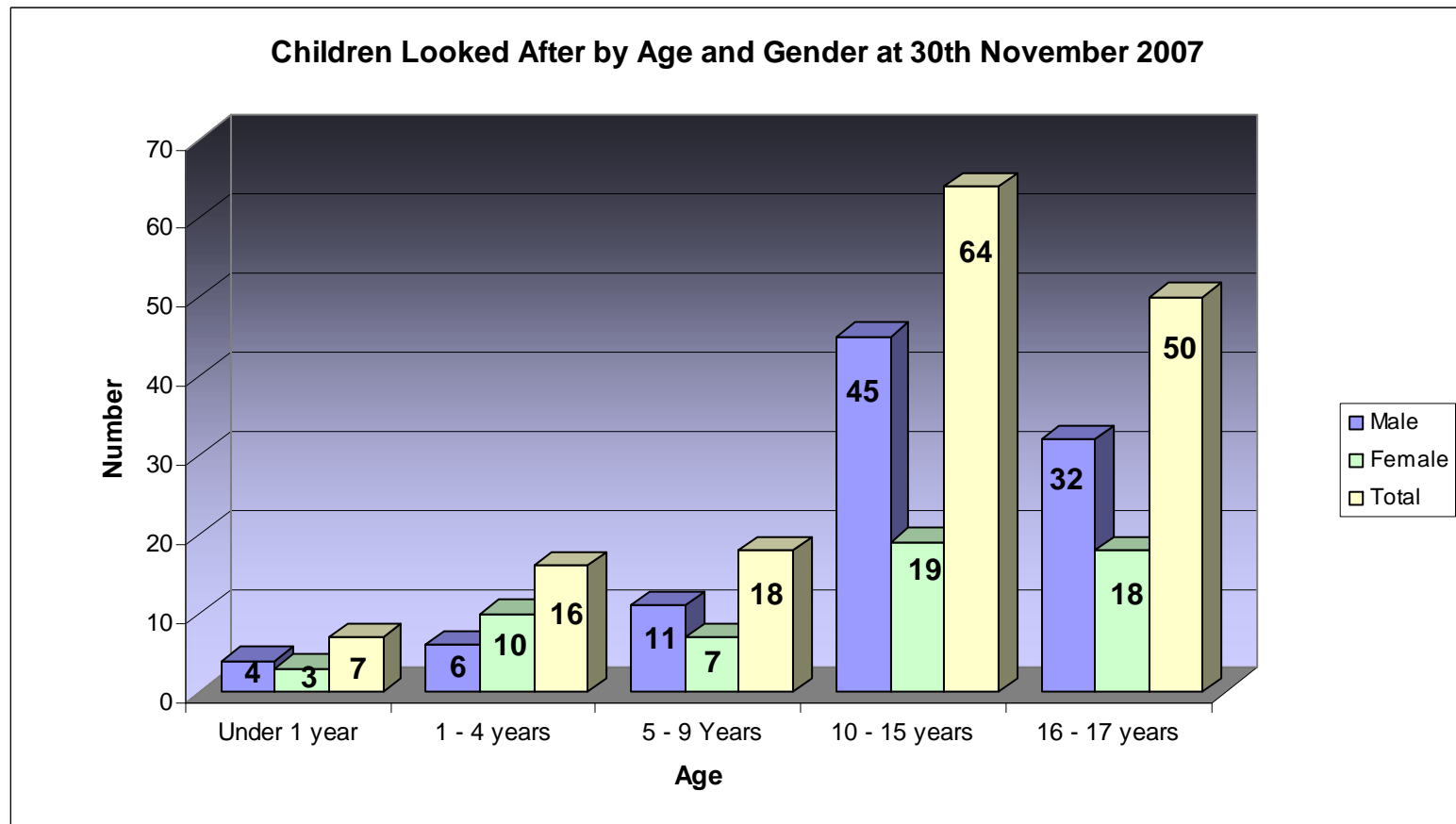
The bar chart below shows the number of children looked after by month from April 2006 to November 2007.

Month	No. of CLA
Apr-06	170
May-06	170
Jun-06	165
Jul-06	167
Aug-06	162
Sep-06	160
Oct-06	163
Nov-06	158
Dec-06	152
Jan-07	152
Feb-07	157
Mar-07	159
Apr-07	165
May-07	167
Jun-07	162
Jul-07	157
Aug-07	157
Sep-07	162
Oct-07	156
Nov-07	155



## 2) CLA Age and Gender Breakdown for November 2007

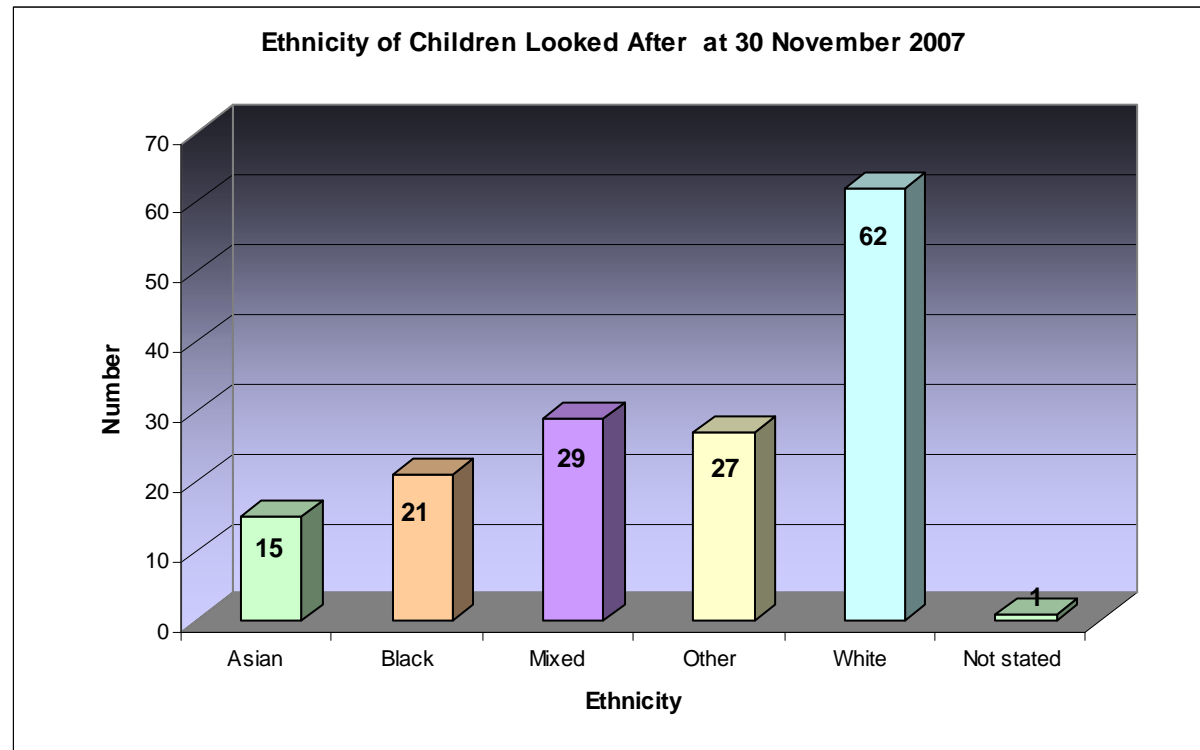
Age	Male	Female	Total
Under 1 year	4	3	7
1 - 4 years	6	10	16
5 - 9 Years	11	7	18
10 - 15 years	45	19	64
16 - 17 years	32	18	50
<b>Total</b>	<b>98</b>	<b>57</b>	<b>155</b>



### 3) CLA by Ethnicity

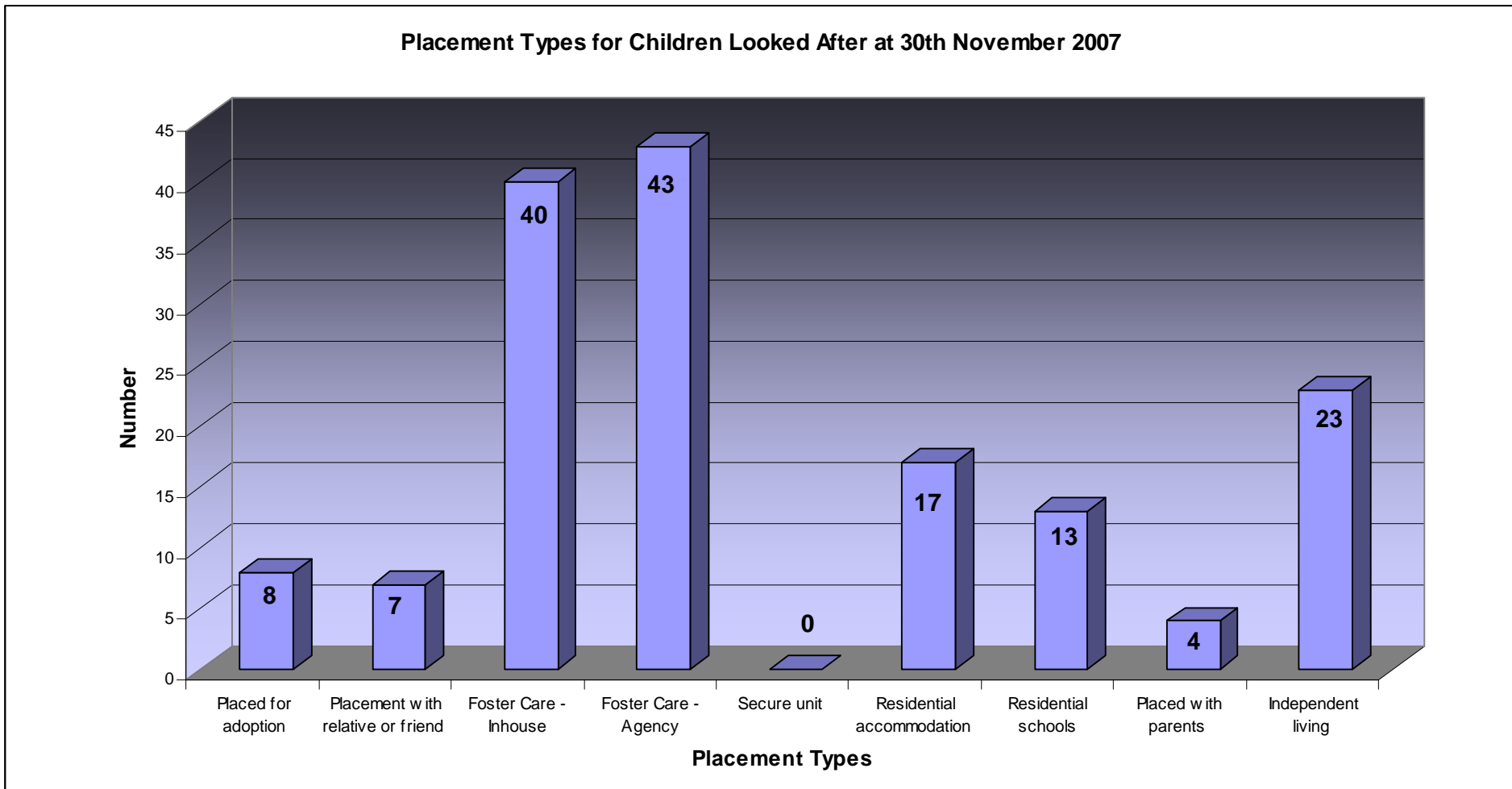
Below is the breakdown of the ethnicity of those children who were looked after on 30<sup>th</sup> November 2007.

<b>Ethnicity</b>	<b>No. of CLA</b>
Asian	15
Black	21
Mixed	29
Other	27
White	62
Not stated	1



#### 4) CLA by Placement Type at 30<sup>th</sup> November 2007

Placement Type	No. of CLA
Placed for adoption	8
Placement with relative or friend	7
Foster Care - Inhouse	40
Foster Care - Agency	43
Secure unit	0
Residential accommodation	17
Residential schools	13
Placed with parents	4
Independent living	23



## Children Looked After - Other Data as at 30<sup>th</sup> November 2007:

Number of Children Placed Out of Borough **57**

### Breakdown Of types of Residential Placements:

304 Honeypot Lane: **5**

Other Childrens Homes: **9**

Supportive Residential placements (pre –independent living): **3**

Residential Schools: **13**

Social Work Allocation: 100%

Prediction for Adoptions: This year 6 children have had adoption or Guardianship orders granted. At present 8 children are in preadoptive placements, and atleast a further 5 in proceedings where the plan is for adoption.

### CLA GCSE Results - 2007:

Attained atleast 1 A\* - G: **46.15%**

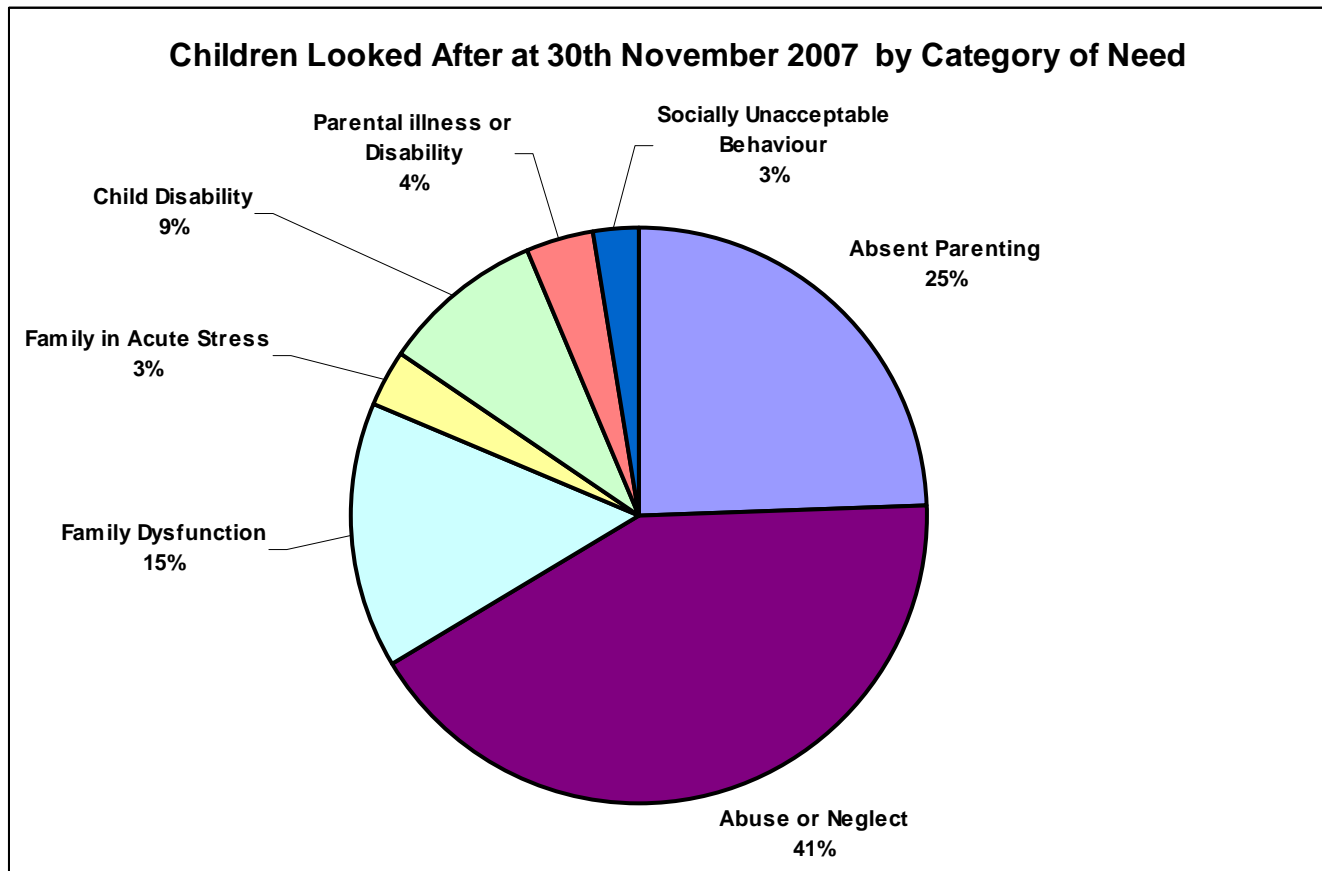
Attained 5 or more A\* - G **43.15%**

Attained 5 or more A\* -G **5.38%**

## 5) Breakdown of Category of Need

The breakdown of category of need recorded when a child becomes looked after.

Category of Need	Number
Absent Parenting	38
Abuse or Neglect	65
Family Dysfunction	23
Family in Acute Stress	5
Child Disability	14
Parental illness or Disability	6
Socially Unacceptable Behaviour	4

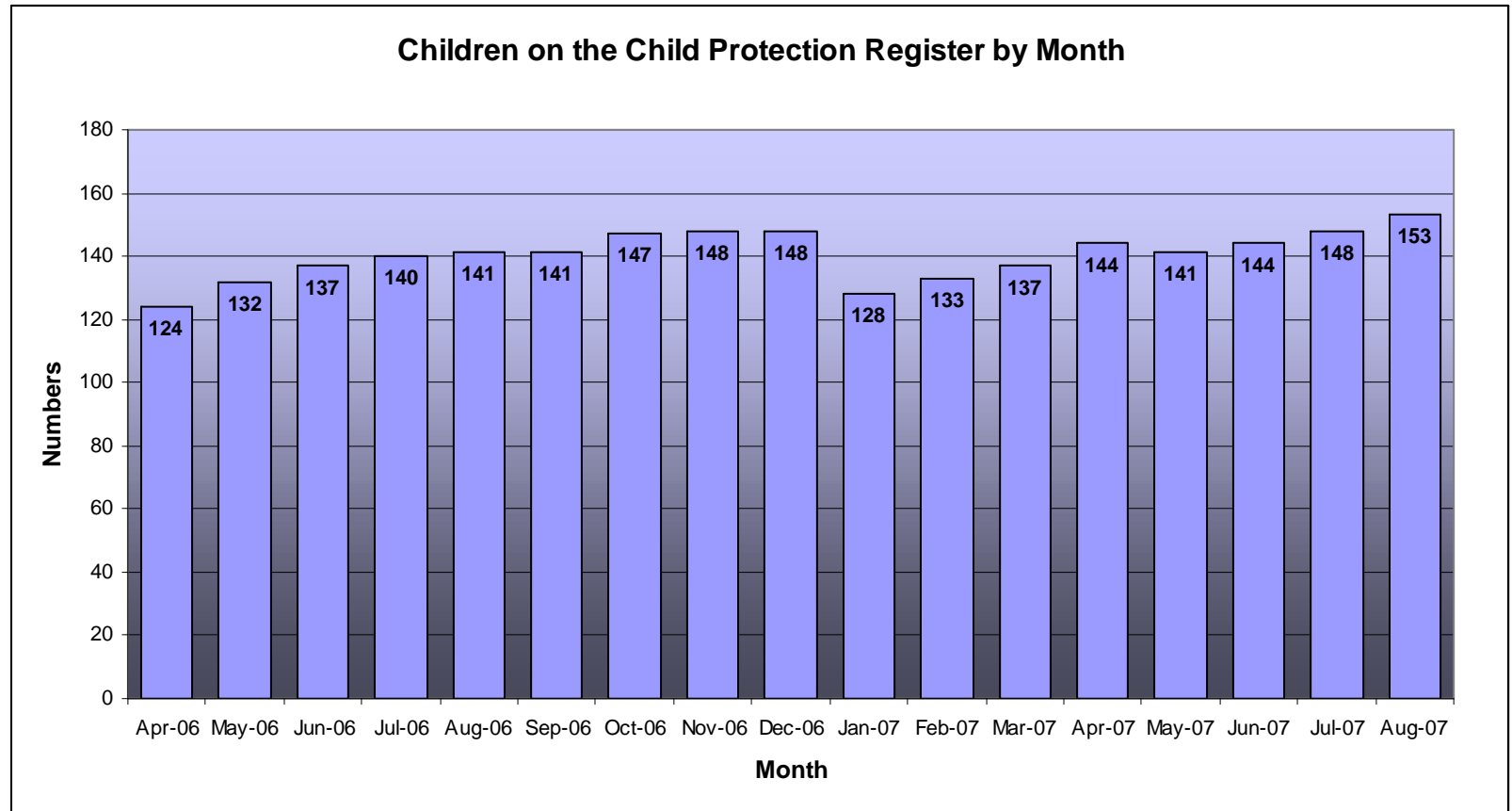




## 6) CPR by month April 2006 to August 2007

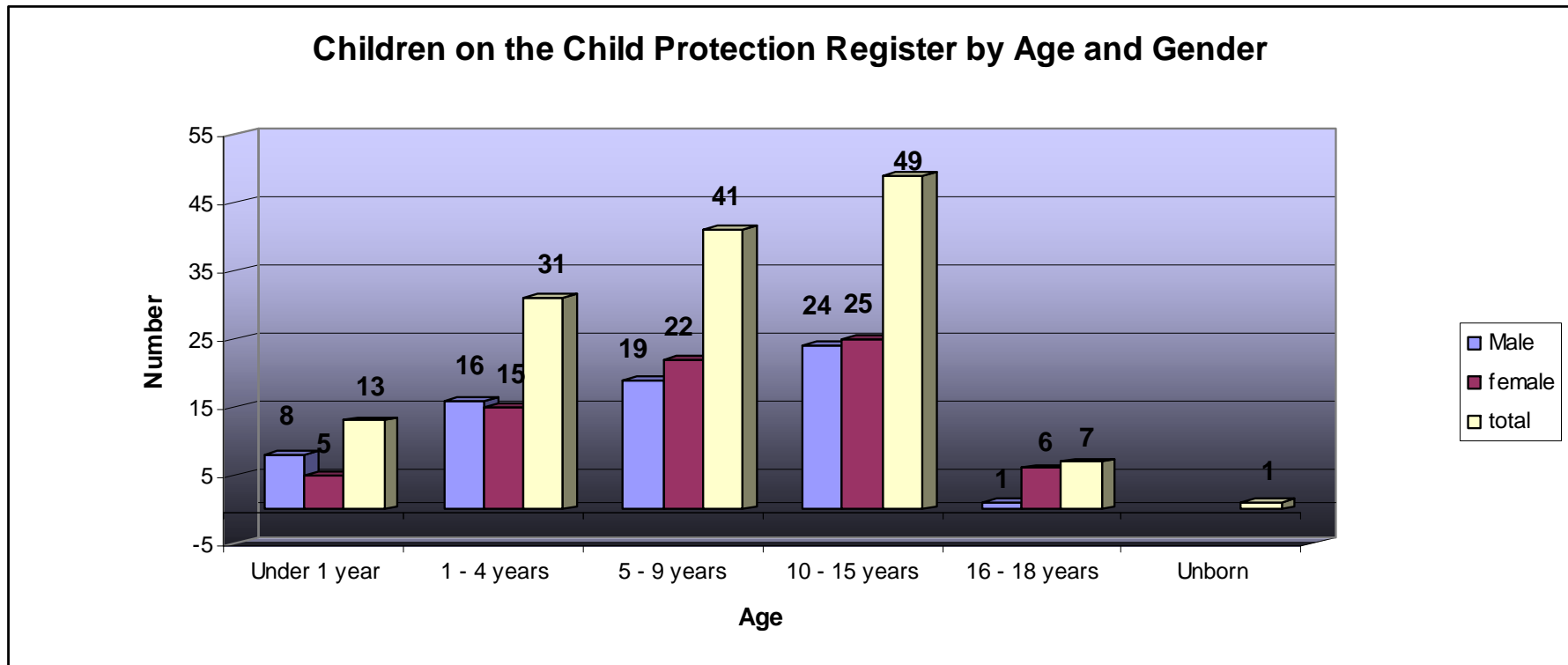
This table and chart shows the CPR figures for a year from April 2006 to August 2007

Month	CPR
Apr-06	124
May-06	132
Jun-06	137
Jul-06	140
Aug-06	141
Sep-06	141
Oct-06	147
Nov-06	148
Dec-06	148
Jan-07	128
Feb-07	133
Mar-07	137
Apr-07	144
May-07	141
Jun-07	144
Jul-07	148
Aug-07	153



## 7) CPR by Age and Gender

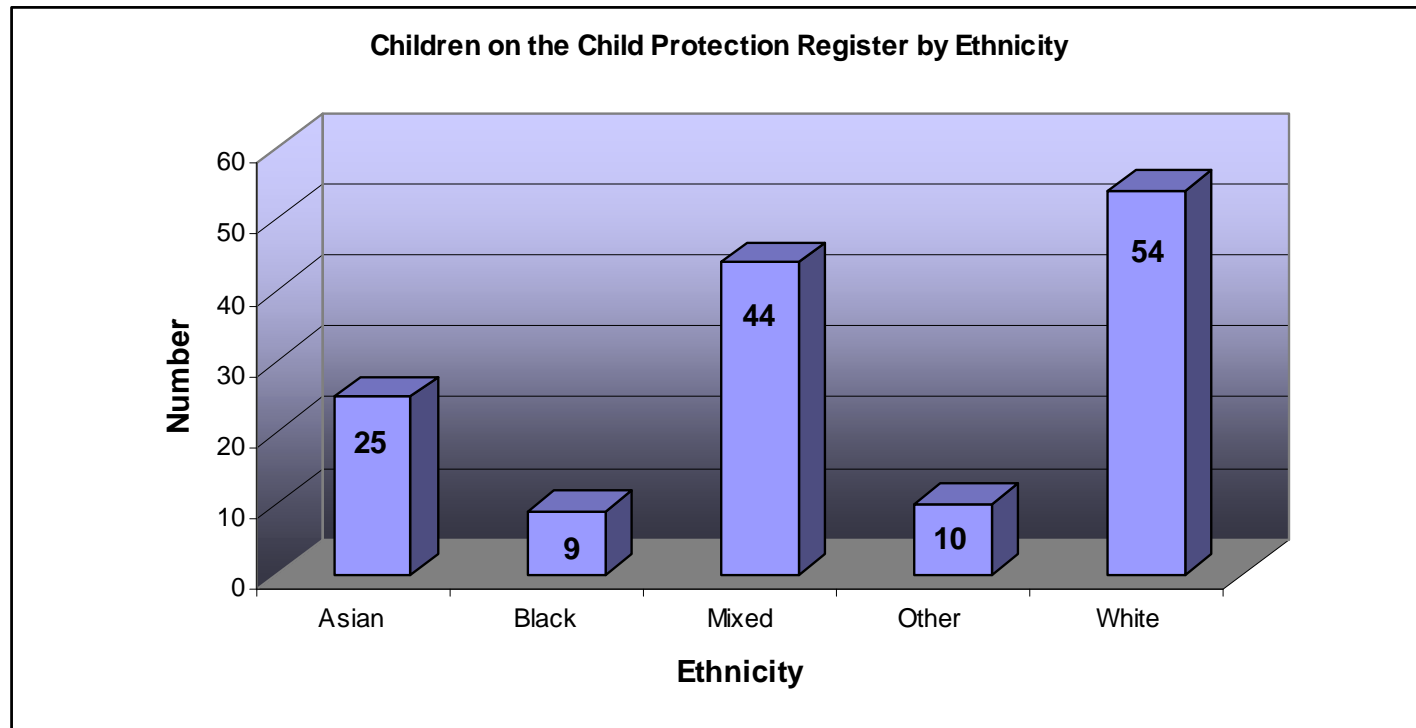
Age	Male	Female	Total
Under 1 year	8	5	13
1 - 4 years	16	15	31
5 - 9 years	19	22	41
10 - 15 years	24	25	49
16 - 18 years	1	6	7
Unborn			1
<b>Total</b>	<b>68</b>	<b>73</b>	<b>142</b>



## 7) CPR by Ethnicity

Breakdown of ethnicity of those children on the Child Protection Register as at 30<sup>th</sup> November 2007

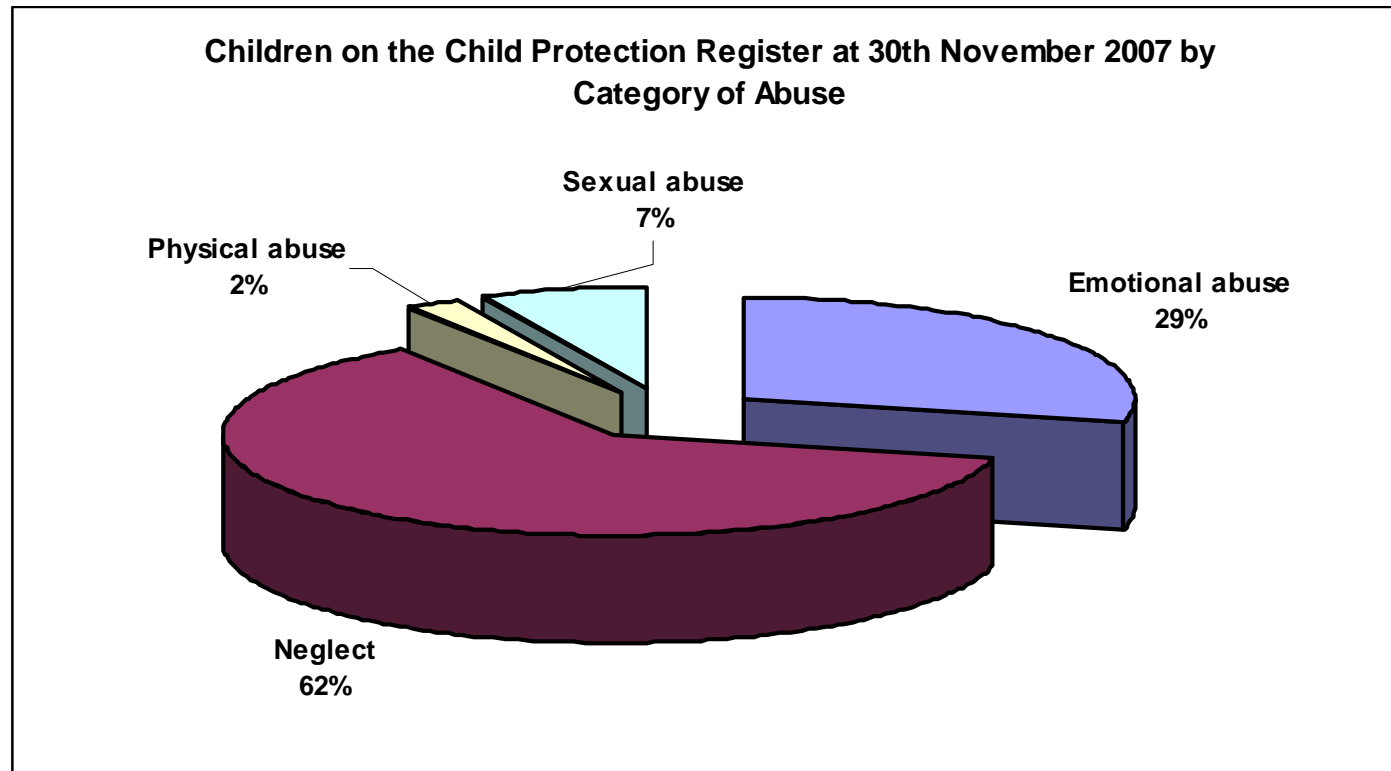
<b>Ethnicity</b>	<b>Count</b>
Asian	25
Black	9
Mixed	44
Other	10
White	54



## 9) CPR by Nature of Abuse

Breakdown of registration categories of those children on the Child Protection Register as at 30<sup>th</sup> November 2007

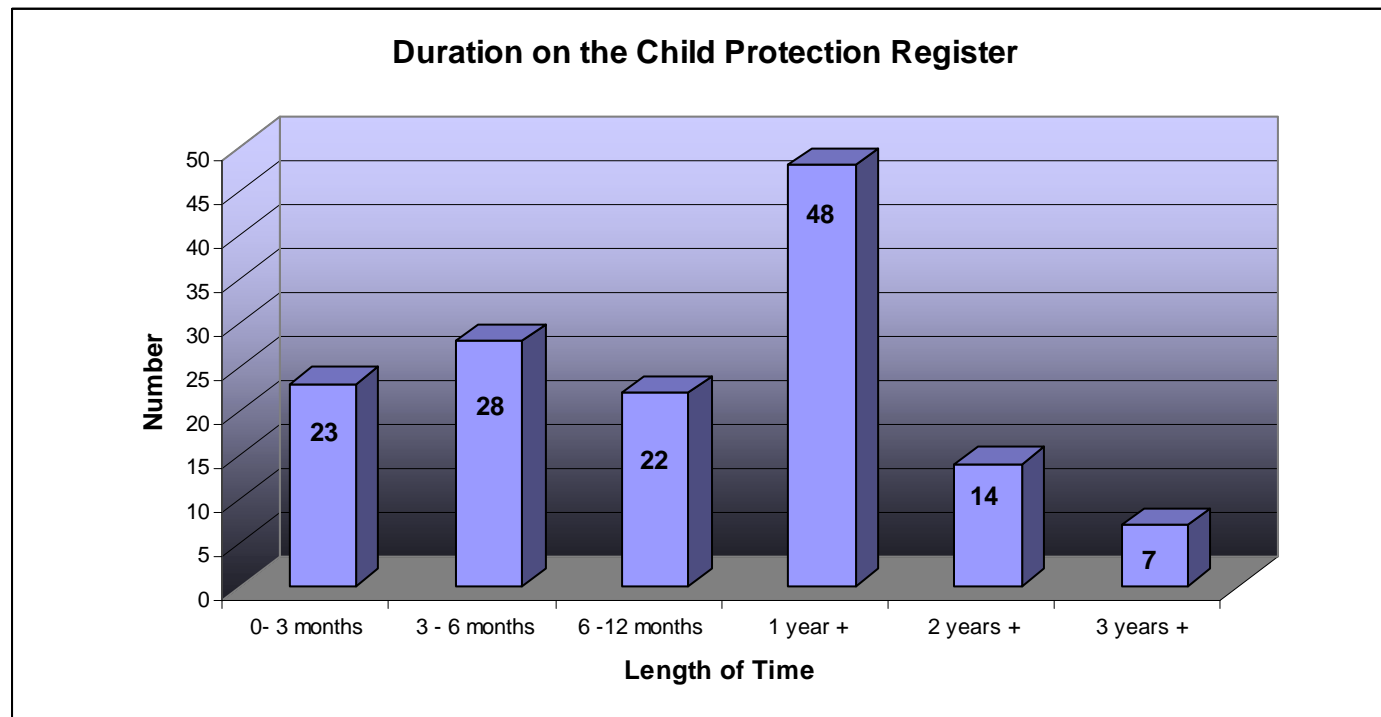
Registration Category	Count
Emotional abuse	41
Neglect	88
Physical abuse	3
Sexual abuse	10



## 10) Duration of Children on the Protection Register

This table shows the number of children on the child protection register by length of time since registration at 30<sup>th</sup> November 2007.

Registered	Number
0- 3 months	23
3 - 6 months	28
6 -12 months	22
1 year +	48
2 years +	14
3 years +	7



## 11) Overview of Key Performance Indicators

Domain	PAF	BVPI	Indicator	March 2007	November 2007	Comments
A. Being Healthy	C19		<b>Health of children looked after</b> - The average of the percentages of children looked after continuously for at least 12 months, and who had a dental check and a medical assessment during the previous 12 months.	88.00%	84.10%	Very good performance. The reporting year for this indicator is at the end of September. Our performance for 2007 -8 is 95%
B. Staying safe	A3		<b>Re-registrations on the Child Protection Register</b> - The percentage of children registered during the year on the Child Protection Register who had been previously registered.	10.62%	19.72%	The first quarter is poor due to 12 re-registrations out of 48 registrations. this was not a typical quarter with a number of sibling groups being re registered, subsequent quarters should not be as high leading to a Good or Acceptable outcome for the year-end.
	C24		<b>Children looked after absent from school</b> - The percentage of children who had been looked after continuously for at least 12 months and were of school age, who missed a total of at least 25 days of schooling for any reason during the previous school year.	13.60%	4.54%	Performance is showing as good because this is the beginning of a new academic year.
	C20	162	<b>Reviews of child protection cases (KT)</b> - The percentage of child protection cases which should have been reviewed during the year that were reviewed.	96.20%	99.15%	good performance
	C21		<b>Duration on the Child Protection Register</b> - The percentage of children deregistered from the Child Protection Register during the year who had been on the Register continuously for two years or more.	21.90%	7.58%	We have concentrated on ensuring families are not re-registered due to the fall off of multi-agency work when taken off the register. This has meant some families have been on the register longer – this is a safer position. Work is now in hand to reduce the number on the register.
	C23	163	<b>Adoptions of children looked after (KT)</b> - The number of looked after children adopted during the year as a percentage of the number of children looked after (excluding unaccompanied asylum seekers) who had been looked after for 6 months or more.	2.73%	5.76%	Year to Date we have 6 children adopted or Guardianship Orders granted. Delay is being reduced through the management of the Permanency Tracking Panel and the Partnership with Coram.
	C64		<b>Timing of core assessments</b> - The percentage of Core Assessments that were completed within 35 working days of their commencement.	60.30%	78.45%	Good performance
	C68		<b>Timeliness of reviews of Children looked after</b> - The percentage of children looked after cases which should have been reviewed during the year that were reviewed during the year.	93.3%	92.14%	Good performance
	A1	49	<b>Stability of placements of children looked after (KT)</b> - The percentage of children looked after with three or more placement moves in the year.	13.80%	5.16%	very good performance
	D78		<b>Long term stability of CLA (2.5 years)</b> - The percentage of children aged under 16 who had been looked after continuously for at least 2.5 years, who were living in the same placement for at least 2 years, or are placed for adoption.	58.5%	66.7%	This i indicator is currently unbanded but we have made improvement
	B79		<b>Children aged 10-15 in foster placements or placed for adoption</b> - Of children aged at least 10 and under 16 looked after (excluding those placed with parents) the percentage who were in foster placements or placed for adoption.	63.9%	72.1%	This i indicator is currently unbanded but we have made improvement
D. Make a Positive Contibution	C18		<b>Final warnings/reprimands and convictions of CLA</b> - The percentage of children aged 10 or over who had been looked after continuously for at least 12 months, who were given a final warning/reprimand or convicted during the year for an offence committed whilst they were looked after, expressed as a ratio of the percentage of all children aged 10 or over given a final warning/reprimand or convicted for an offence in the police force area.	2.8%		Up to date Information on performance is currently unavailable.
	C63		<b>Participation of looked after children in reviews</b> - The number of children and young people who communicated their views for each of their statutory reviews in the year as a percentage of the number of children and young people who were looked after during the year for more than four weeks.	90.10%	95.93%	V Good Performance

## Guide to Key Performance Indicator bandings

Very Good
Good
Acceptable
Ask Questions
Investigate Urgently

CF/A1	Stability of placements of CLA	.	.	.	.	0<16.01	.	.	16.01<20	20<=100
CF/A3	Re-registrations on the CPR	0<3	3<6	6<8	8<10	10<15	15<17.21	17.21<20	20<24	24<=100
CF/B79	CLA - foster/placed for adoption <b>NEW</b>	unbanded for 2005-06								
CF/C18	Final warnings/reprimands and convictions of CLA	.	0<1	1<3	.	.	.	.	3+	.
CF/C19	Health of children looked after	0<50	50<60	60<70	70<80	80<=100	.	.	.	.
CF/C20	Reviews of child protection cases	0<92.5	92.5<95	95<97.5	97.5<100	100	.	.	.	.
CF/C21	Duration on the CPR	.	.	.	.	.	0<10	10<15	15<20	20<=100
CF/C23	Adoptions of children looked after	0<3	3<6	6<7	7<8	8<25	.	.	25<=100	.
CF/C24	Children looked after absent from school	.	.	.	.	0<5	5<10	10<15	15<20	20+
CF/C64	Timing of core assessments	0<60	60<70	70<75	75<80	80<=100	.	.	.	.
CF/C68	Timeliness of reviews for LAC	0<80	80<85	85<90	90<95	95<=100	.	.	.	.
CF/D78	Long term stability of CLA <b>NEW</b>	unbanded for 2005-06								